

Scaled data based on original data using
LM-79-08 Approved Method: Electrical and Photometric Measurements of Solid-
State Lighting Products

Test Report Prepared for
Cooper Lighting Solutions
(formerly Eaton)

Brand: McGRAW-EDISON

Report Number: P948337

Luminaire Tested: **GALN-SB3B-935-U-5MQ**

Issue Date: 1/21/2025

Test Information

Test Method: LM-79-08
Report Number: P948337
TEST IS SCALED FROM IESNA LM-79-08 TEST DATA (G2-2411-289-20)
Test Lab: INNOVATION CENTER
Issue Date: 1/21/2025
Manufacturer: COOPER LIGHTING SOLUTIONS (FORMERLY EATON)
Product Line: MCGRAW-EDISON
Catalog Number: GALN-SB3B-935-U-5MQ
Description: GALLEON AREA AND ROADWAY HIGH DENSITY LED LUMINAIRE
(3) 90 CRI, 3500K, 450mA LIGHTSQUARES WITH 26 LEDS EACH AND TYPE V MEDIUM OPTICS
Light Source: -
Ballast/Driver: -

Summary

Lumens per Lamp: N/A
Luminaire Lumens: 12309 lumens
Efficiency: N/A
Efficacy: 112.7 lumens/watt
Luminous Opening: Rectangular (W 1' x L: 1' x H: 0')
IES Classification: Type V - Short
BUG Rating: B4 - U0 - G2

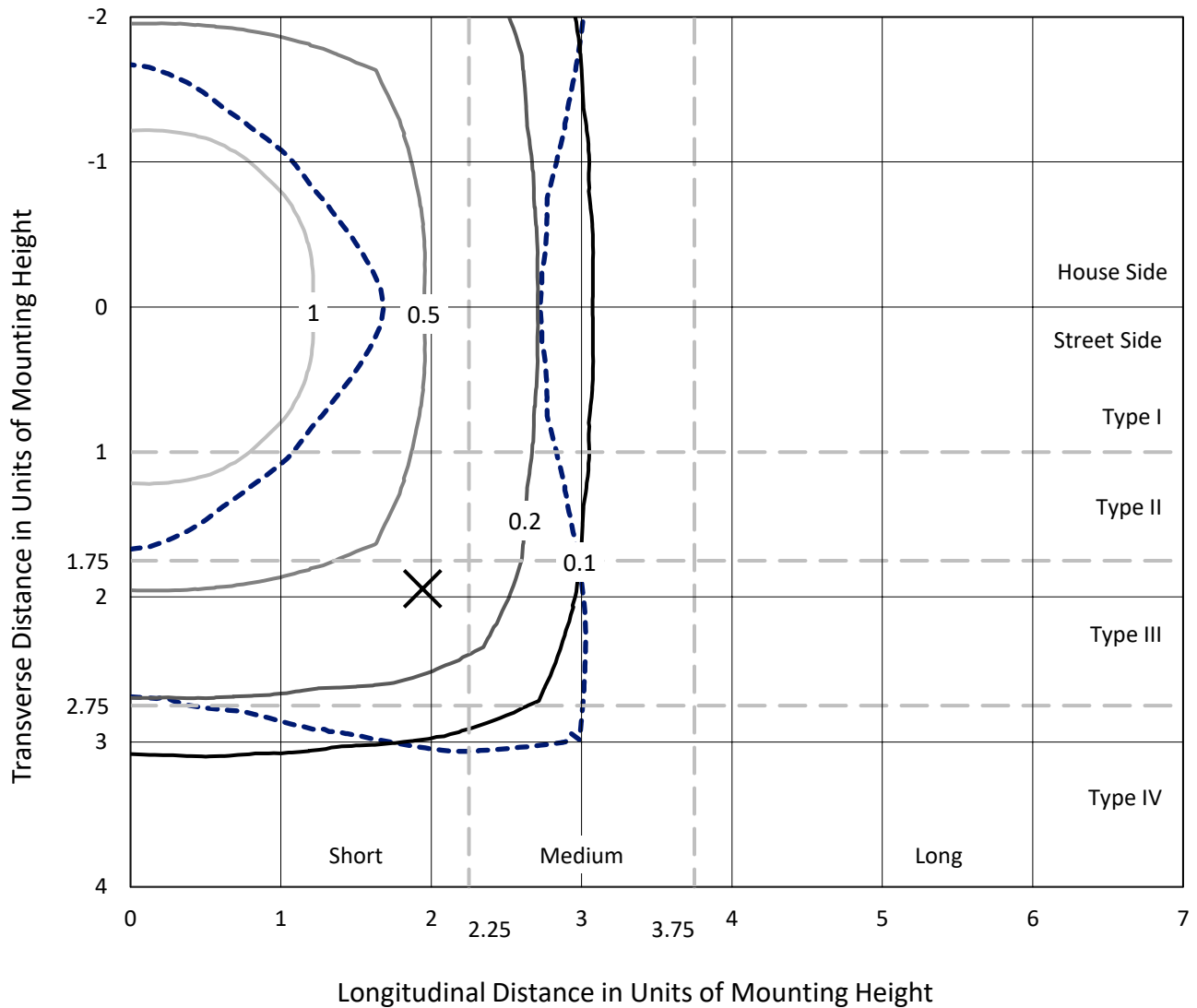
Input Watts (W): 109.2
Input Voltage (V): NR
Input Current (Ain): NR
Voltage Rise (V): NR
Power Factor: NR
Total Harmonic Distortion (THDi): NR
Frequency (hertz): 60
Stabilization Time: NR
Operation Time: NR
Ambient Temperature (°C): NR
Test Distance: 24 FT



REPORT NUMBER: P948337
 CATALOG NUMBER: GALN-SB3B-935-U-5MQ

Iso-Footcandle Lines of Horizontal Illumination

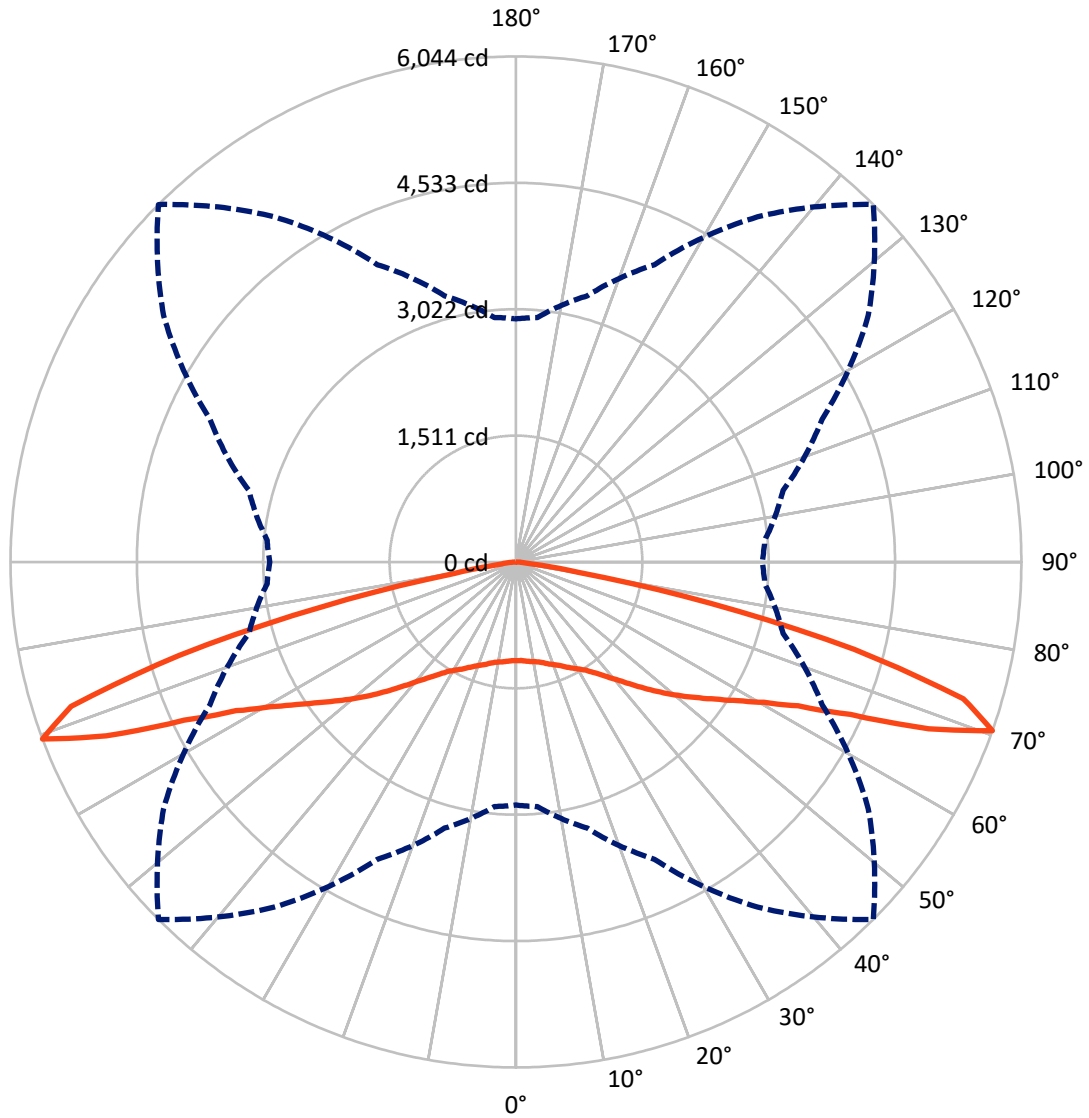
✕ Max cd
 - - - 1/2 Max cd



Based on 25 foot mounting height. Maximum calculated value = 1.9 fc
 Type V - Short - N/A

REPORT NUMBER: P948337
CATALOG NUMBER: GALN-SB3B-935-U-5MQ

Luminous Intensity Polar Plot



— Vertical Plane Through 45-Deg Lateral - - - Horizontal Cone Through 70-Deg Vertical

REPORT NUMBER: P948337
 CATALOG NUMBER: GALN-SB3B-935-U-5MQ

FLUX DISTRIBUTION:

		Downward	Upward	Total
House Side	Lumens	6154.5	0.0	6154.5
	% Fixture	50.0	0.0	50.0
Street Side	Lumens	6154.5	0.0	6154.5
	% Fixture	50.0	0.0	50.0
Total	Lumens	12309.0	0.0	12309.0
	% Fixture	100.0	0.0	100.0

Coefficient of Utilization

ZONAL LUMENS:

Zone	Lumens	% Fixture
0°-10°	114.5	0.9
10°-20°	355.2	2.9
20°-30°	634.8	5.2
30°-40°	1029.0	8.4
40°-50°	1676.0	13.6
50°-60°	2555.4	20.8
60°-70°	3801.6	30.9
70°-80°	2072.0	16.8
80°-90°	70.6	0.6
90°-100°	0.0	0.0
100°-110°	0.0	0.0
110°-120°	0.0	0.0
120°-130°	0.0	0.0
130°-140°	0.0	0.0
140°-150°	0.0	0.0
150°-160°	0.0	0.0
160°-170°	0.0	0.0
170°-180°	0.0	0.0
0°-90°	12309.0	100.0
0°-180°	12309.0	100.0



REPORT NUMBER: P948337

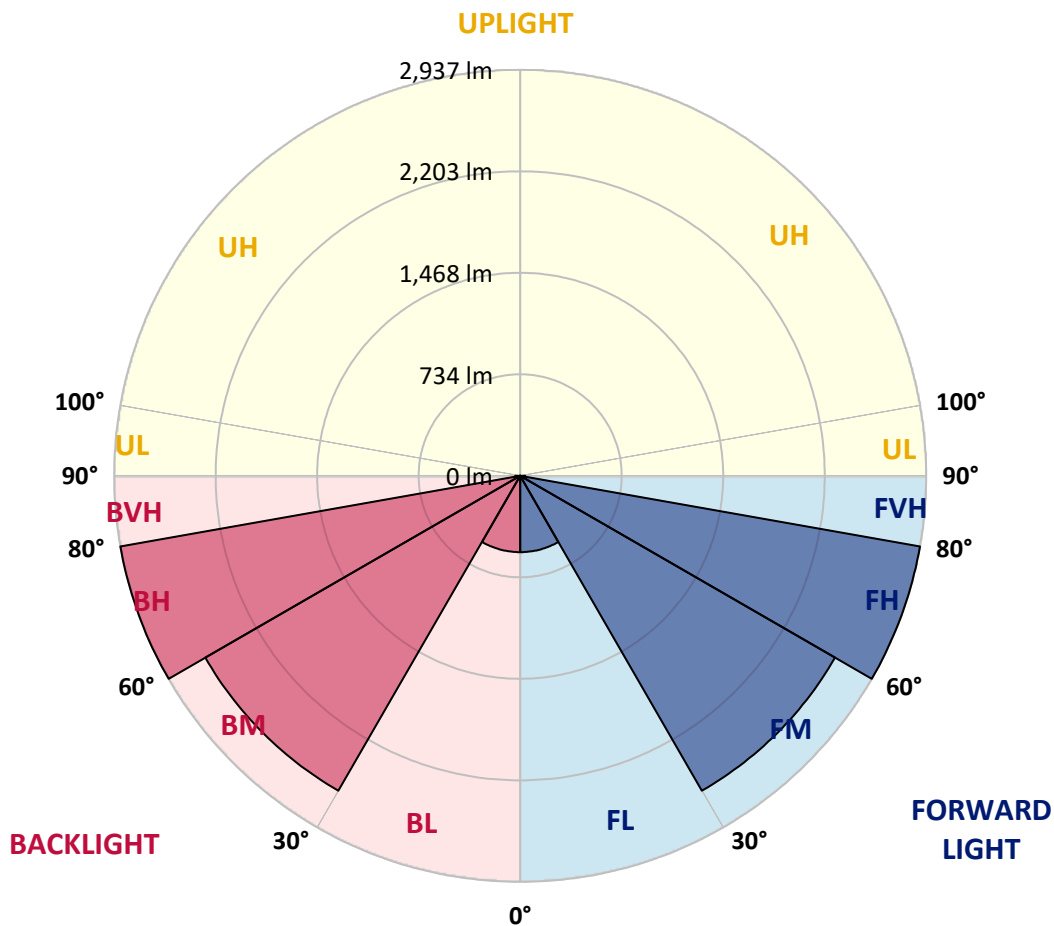
CATALOG NUMBER: GALN-SB3B-935-U-5MQ

LUMINAIRE CLASSIFICATION SYSTEM LUMEN TABLE AND BUG RATING:

Zone	Lumens	% Fixture	Zone Rating/Lumen Limit		
			B	U	G
FL (0°-30°)	552.3	4.5			
FM (30°-60°)	2630.2	21.4			
FH (60°-80°)	2936.8	23.9			G2/5000
FVH (80°-90°)	35.3	0.3			G1/100
BL (0°-30°)	552.3	4.5	B2/1000		
BM (30°-60°)	2630.2	21.4	B3/5000		
BH (60°-80°)	2936.8	23.9	B4/5000		G2/5000
BVH (80°-90°)	35.3	0.3			G1/100
UL (90°-100°)	0.0	0.0		U0/0	
UH (100°-180°)	0.0	0.0		U0/0	

BUG Rating: B4-U0-G2

Type V Short



REPORT NUMBER: P948337

CATALOG NUMBER: GALN-SB3B-935-U-5MQ

CANDELA DISTRIBUTION (FULL):

	0°	5°	15°	25°	35°	45°	55°	65°	75°	85°
0°	1179.1	1179.1	1179.1	1179.1	1179.1	1179.1	1179.1	1179.1	1179.1	1179.1
2.5°	1184.6	1185.9	1183.4	1182.2	1180.9	1179.1	1179.7	1182.8	1185.3	1184.6
5°	1194.5	1195.8	1193.9	1193.3	1190.8	1190.2	1190.2	1193.3	1195.1	1193.9
7.5°	1205.6	1207.5	1204.4	1203.8	1202.6	1201.3	1200.7	1203.8	1205.6	1205.6
10°	1216.2	1218.0	1215.5	1213.7	1212.4	1212.4	1211.2	1213.7	1216.8	1216.2
12.5°	1227.3	1228.5	1226.0	1224.8	1224.8	1226.7	1224.8	1226.0	1228.5	1227.3
15°	1240.9	1241.5	1240.9	1242.7	1245.8	1252.0	1246.4	1245.2	1246.4	1243.3
17.5°	1259.4	1260.6	1263.1	1267.4	1271.8	1282.9	1273.0	1269.9	1269.9	1263.7
20°	1282.3	1284.1	1287.8	1295.3	1300.8	1311.3	1301.4	1297.1	1295.3	1287.2
22.5°	1306.4	1309.5	1315.0	1324.9	1334.8	1344.7	1334.8	1327.4	1321.8	1311.3
25°	1334.2	1337.9	1346.5	1362.6	1376.2	1390.4	1378.7	1363.8	1352.7	1337.9
27.5°	1373.7	1378.1	1388.6	1408.3	1425.6	1438.0	1426.9	1407.7	1392.3	1374.4
30°	1429.4	1433.7	1446.0	1467.0	1478.8	1486.8	1479.4	1464.6	1446.0	1425.6
32.5°	1501.0	1506.6	1520.2	1540.0	1542.4	1543.7	1541.2	1533.8	1520.2	1495.5
35°	1591.9	1598.1	1613.5	1629.6	1627.1	1629.6	1625.9	1623.4	1613.5	1585.1
37.5°	1703.1	1710.5	1726.6	1738.9	1732.8	1729.7	1730.3	1730.9	1725.4	1693.8
40°	1832.3	1842.1	1853.9	1866.9	1856.4	1847.1	1853.3	1858.2	1853.3	1821.1
42.5°	1965.1	1979.3	1991.7	2010.2	2001.6	1989.8	1998.5	2004.1	1993.6	1958.9
45°	2112.8	2126.4	2142.5	2170.3	2164.1	2151.7	2164.1	2165.3	2147.4	2106.6
47.5°	2265.5	2279.7	2303.8	2340.8	2338.4	2324.8	2340.8	2332.2	2309.3	2260.5
50°	2410.1	2429.8	2466.9	2518.8	2523.8	2507.1	2528.7	2512.0	2473.7	2412.5
52.5°	2546.0	2567.0	2625.7	2696.2	2714.1	2692.5	2721.5	2692.5	2635.0	2556.5
55°	2688.8	2712.2	2782.1	2874.1	2910.0	2893.9	2921.1	2877.2	2795.7	2700.5
57.5°	2856.8	2871.1	2954.5	3063.9	3124.4	3128.1	3140.5	3066.3	2967.5	2859.3
60°	3039.1	3058.9	3149.8	3280.8	3376.6	3407.5	3394.5	3284.5	3169.5	3045.3
62.5°	3272.7	3294.4	3403.1	3560.1	3711.5	3788.1	3737.4	3578.0	3435.9	3286.9
65°	3466.2	3490.3	3686.8	3966.7	4242.3	4396.2	4268.9	3975.4	3719.5	3509.4
67.5°	3325.9	3355.5	3663.9	4178.1	4863.4	5322.5	4886.9	4241.1	3739.9	3455.0
70°	2906.9	2934.7	3294.4	3922.8	5038.3	6044.3	5143.3	4038.4	3306.1	2987.2
72.5°	1929.9	2019.5	2383.5	3137.4	4498.8	5593.2	4543.3	3073.8	2211.1	1925.6
75°	640.2	711.9	960.3	1626.5	3013.2	4183.0	2868.6	1439.2	760.7	547.5
77.5°	161.3	186.0	256.5	465.3	1201.9	2381.6	1082.1	380.0	207.0	144.6
80°	78.5	86.5	123.6	155.1	300.9	757.0	282.4	145.8	97.6	75.4
82.5°	43.3	43.9	69.8	87.8	111.9	195.9	116.2	85.3	56.2	45.7
85°	26.6	26.0	37.1	47.0	47.0	69.8	55.6	47.0	32.1	28.4
87.5°	10.5	10.5	13.6	14.8	13.0	17.9	14.2	15.4	12.4	11.7
90°	0.0	0.0	0.0	0.0	0.0	0.0	0.0	0.0	0.0	0.0

(END C

90°
1179.1
1185.3
1194.5
1205.6
1216.2
1226.7
1243.3
1263.7
1287.2
1310.7
1337.3
1373.7
1425.6
1496.1
1585.1
1693.8
1821.1
1961.4
2111.0
2257.4
2411.3
2549.1
2687.5
2844.5
3025.6
3261.0
3474.8
3412.4
2944.6
1863.2
517.9
129.2
69.2
45.7
29.7
12.4
0.0

OF REPORT)